

FAMSI © 2003: Bárbara Arroyo

Early Formative Interaction on the Pacific Coast of Guatemala: A Ceramic Perspective



Research Year: 2002

Culture: Maya

Chronology: Early Pre-Classic

Location: Pacific Coast, Guatemala

Sites: Suchitepéquez, Escuintla, and Santa Rosa

Table of Contents

[Abstract](#)

[Resumen](#)

[Introduction](#)

[Ceramic Classification and Descriptions](#)

[Description and Comments on Ceramic Groups](#)

[Slipped Groups](#)

[Unslipped Groups](#)

[Visiting the New World Archaeological Foundation Collections](#)

[Conclusions and Future Directions](#)

[Acknowledgments](#)

[List of Figures](#)

[Sources Cited](#)

[Appendix 1. List of Photos](#)

Abstract

Using the ceramic collections from various Early Formative sites on the lower Pacific Coast of Guatemala, a comparative study took place. These sites included settlements from the littoral of Suchitepéquez, Escuintla, and Santa Rosa, on the Pacific Coast of Guatemala. These collections were described and coded for a number of variables to study modal changes through time. When describing each type, a comparison was made with other collections including examples from the Mazatán region in Chiapas, México; La Victoria, Salinas La Blanca, El Mesak, Tecojate in Guatemala; and El Carmen in El Salvador. The results of this project show an intensive interaction of Early Formative societies as well as evidence for an early appearance of the diagnostic red paint that characterizes the typical hemispherical bowls or tecomates. This is documented in the form of interior red lip decoration in the Sipacate, Escuintla sample that shows an evolution to the wider red rim band on the exterior surface of the tecomate-shaped bowls typical of the Early Formative. The comparative study is still ongoing and more information will provide a better understanding of Early Formative societies in southern Mesoamerica.

Resumen

Se llevó a cabo un estudio comparativo utilizando colecciones cerámicas de varios sitios del Formativo Temprano de la Costa más baja del Pacífico de Guatemala. Entre los sitios cuyas colecciones se estudiaron y describieron se incluyen asentamientos en el litoral de Suchitepéquez, Escuintla y Santa Rosa en la Costa del Pacífico de Guatemala. Estas colecciones se describieron y codificaron con un número de variables para realizar estudios modales y determinar cambios estilísticos a través del tiempo. Cuando se presenta la descripción de un tipo, también se hace una comparación con otras colecciones incluyendo ejemplos de la región de Mazatán, Chiapas, México; La Victoria, Salinas La Blanca, El Mesak, Tecojate en Escuintla, Guatemala; y El Carmen en El Salvador. Los resultados de este proyecto muestran una intensa interacción de sociedades del Formativo Temprano así como la evidencia de una aparición temprana de la pintura roja diagnóstica que caracteriza a los típicos tecomates o cuencos hemisféricos de la época. Esto se documenta en la forma de decoración de pintura en el labio interior de vasijas hemisféricas en la región de Sipacate, las muestras de Escuintla que presentan una evolución de la banda del borde más ancha en la superficie exterior de los tazones de forma tecomate típicos del Formativo Temprano. El estudio comparativo persiste y más información proporcionará un mejor entendimiento de las sociedades Formativo Temprano en el sur de Mesoamérica.

Submitted 09/15/2003 by:
Bárbara Arroyo
pieters@intelnett.com

Introduction

Several sites on the Pacific Coast of Guatemala have uncovered Early Formative occupation. Those that have reported intensive and extensive occupation are located around the edges of estuaries and mangroves on the Pacific Coast littoral. This project allowed us to obtain an overall view of the Early Formative occupation on the region as collections from the following sites were examined: Salinas Sinaloa, Quiñónez, Vidal, and Leonidas on the Suchitepéquez coast, Juan Lopez from Tiquisate, Grajeda, Albeño 1, Albeño 2, and Don Milo 2 at the San Jerónimo Complex in Sipacate, Escuintla, and Chiquihuitán on the lower coast of Santa Rosa ([Figure 1](#)). Permission was obtained from the Instituto de Antropología e Historia de Guatemala to house the collections at the Universidad del Valle laboratory as well as my private lab in Guatemala City.

The goals of this project were to carry out a comparative analysis of the Early Formative pottery so that ceramic change could be observed through time, and to train students on ceramic analysis. The project began in March 2002. It was carried out with student assistance from the Universidad del Valle de Guatemala that worked under my supervision (Carlos Chiriboga, Jenny Guerra, Alvaro Paredes, and Karen Pereira).

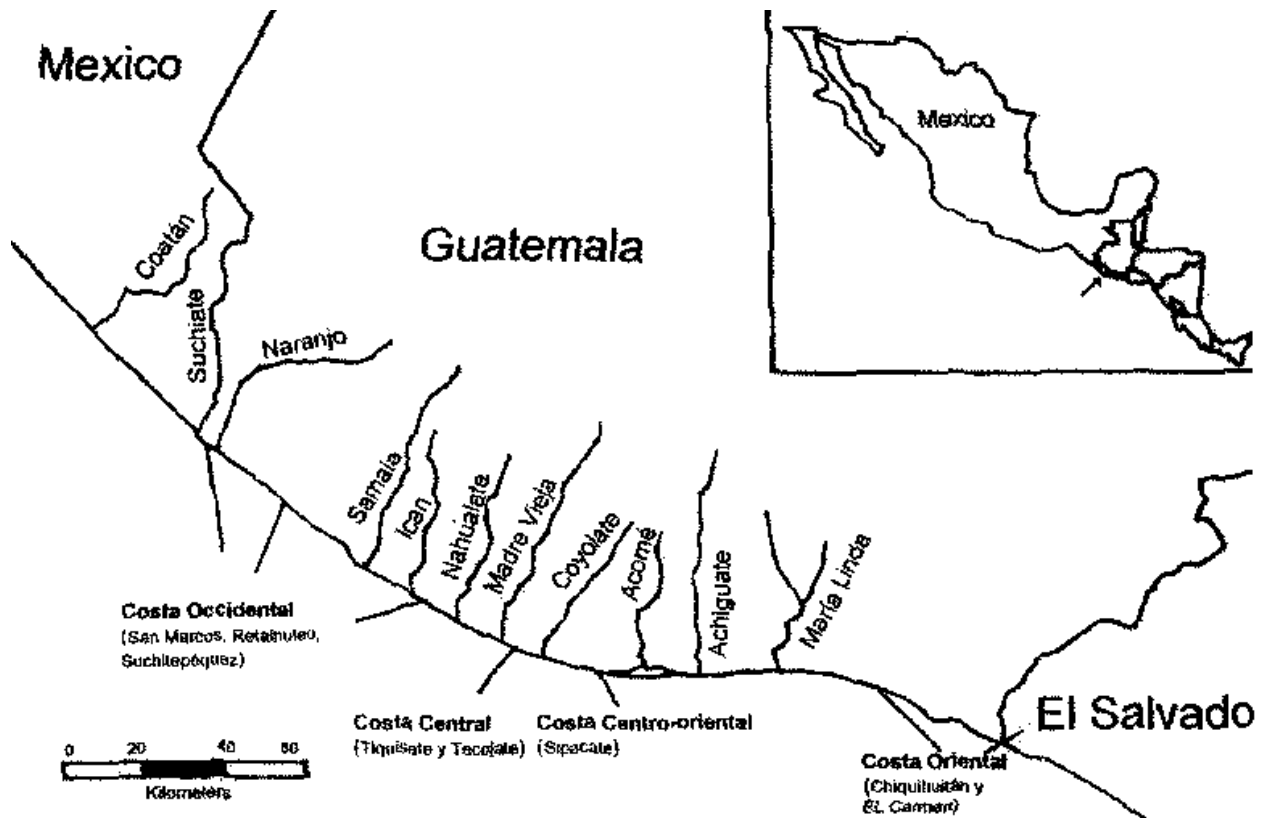


Figure 1. Map showing location of sites mentioned in text.

Ceramic Classification and Descriptions

While some of the pottery collections had been preliminarily classified, others needed to be sorted and classified. Such activity was done following the type-variety methodology. Such methodology was selected as previous work at several sites followed such approach (Coe 1961; Coe and Flannery 1967; Arroyo 1994) and it would be easier to carry out a comparative analysis.

After the classification, 13 ceramic divided into Slipped and Nonslipped groups were identified being: (Slipped) Grooved, Jocote, Manglera, Brushed, Red on buff or cream bichrome, Orange, Black; (Unslipped) Red on buff or natural, Natural, Red on orange, Michis, Black and Revolorio. Names were given to those that had originally been defined in the literature. The new groups and types kept a descriptive name based on the surface color and appearance to avoid the proliferation of names. Since this will become a chapter of a monograph in progress, definite names will be given when the analysis is completed.

Coding of the Pottery

A total number of 6,906 sherds were coded for 20 variables. The variables coded include: site number, operation or excavation number, lot, part of the vessel, ceramic type or name, shape, neck or collar, length of collar, sherd thickness, lip shape, rim orientation, exterior surface treatment, interior surface treatment, type of surface treatment, surface color, surface decoration, type of surface decoration, paste color, paste texture, temper, rim diameter, support, base, and comments.

All the rim and decorated body sherds were coded excepting those of the Manglera Group. Such group is extraordinarily abundant and we decided that coding 10% of the sample would be enough as there is not much variability. The Manglera group was composed of 2,430, and only 243 sherds were coded.

A Microsoft Access data base was design to include the above coding information to proceed with the statistical analysis.

Ceramic Descriptions

Once the coding was completed, ceramic descriptions were prepared for the 13 ceramic groups and their 31 types. For each type, the following characteristics were described: main characteristics, paste, surface treatment, and shapes, decorations that formed the type varieties. At the end of each description, a short discussion and comparison is included.

Together with the ceramic descriptions, illustrations were carried out. My assistants Enrique and Leonel Urizar drafted these. They have many years of experience and are excellent draftsmen. The recording of the type descriptions included the photographic record which was done with black and white and color slides film ([Appendix 1](#)).

Description and Comments on Ceramic Groups

After classifying the pottery, distinctions were made between areas: Suchitepéquez, Tiquisate, Sipacate, and Chiquihuitán as the various groups seemed to somewhat differ by region. Within each group, separate type names were given depending on the region of origin.

Slipped Groups

Grooved Group

This consists of thick slipped pottery of various colors: orange, white or cream, black, and red ([Figure 2](#)). This group represents some of the early examples of pottery on the Pacific Coast of Suchitepéquez and Escuintla. The surface is decorated with grooved lines that, at times, resemble the shape of a squash or pumpkin. Similar examples have been identified at the Mazatán region during the Barra phase. The dates for our examples are 1596-1322 B.C. (calibrated). Similar examples were recovered at the neighboring region of Tecojate, and referred to as the Madre Vieja phase (Arroyo 1994).

Jocote Group

This consists of slipped and burnished surfaces with exterior orange or black-brown slip ([Figure 3](#)). Some examples have incisions in lines on the vessel body. As with the Grooved Group, this one is similar to the Monte Incised type of the Barra phase from Chiapas and has been recovered at sites such as Altamira, Paso de la Amada, and San Carlos. In the neighboring region of Tecojate we located identical examples dating to the Madre Vieja phase, corresponding to the Manaco type (Arroyo *op. cit.*).

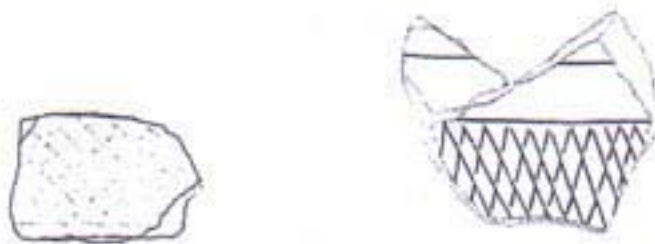


Figure 3. Illustration of Jocote group pottery types.

Manglera Group

The Manglera Group consists of mostly bowls that have a variety of lip forms ([Figure 4a](#) and [Figure 4b](#)). The exterior surface is roughly smoothed and there is no evidence for slip or paint. The interior is softly smoothed. The color of the surface is that of the paste. This is a very interesting group that has been identified in El Mesak, Retalhuleu, the Suchitepéquez sites, and Escuintla. It was probably used as a ware to exploit or cook a specific estuarine or mangrove resource. Arroyo (1999) has suggested that they were used to process salt, while Clark has proposed they were used to process fish. Pye and Alberstadt carried out analysis showing that remains on the surface were composed by calcium carbonate with a few silicon grains. According to this, they suggest that similar vessels from El Mesak were used to cook several types of fish and shellfish as they contain a high percentage of calcium carbonate.

The Manglera examples from the neighboring Tecojate region show an ample complex of shapes and context. This fact contrasts with the El Mesak evidence where most examples were recovered at one mound. The examples studied from Sipacate indicate that there are several bowl shapes with different types of lip forms. More studies need to be done to establish the exact use of this vessel that is abundant in the Escuintla samples.

Another aspect to consider is the distribution of this group. It is limited to the Retalhuleu Coast continuing to Escuintla, covering a total region of around 100 kms. No examples of Manglera were recovered or identified in the Chiquihuitán region. This suggests that whatever resource was being exploited, it was limited to a 100 kms region.

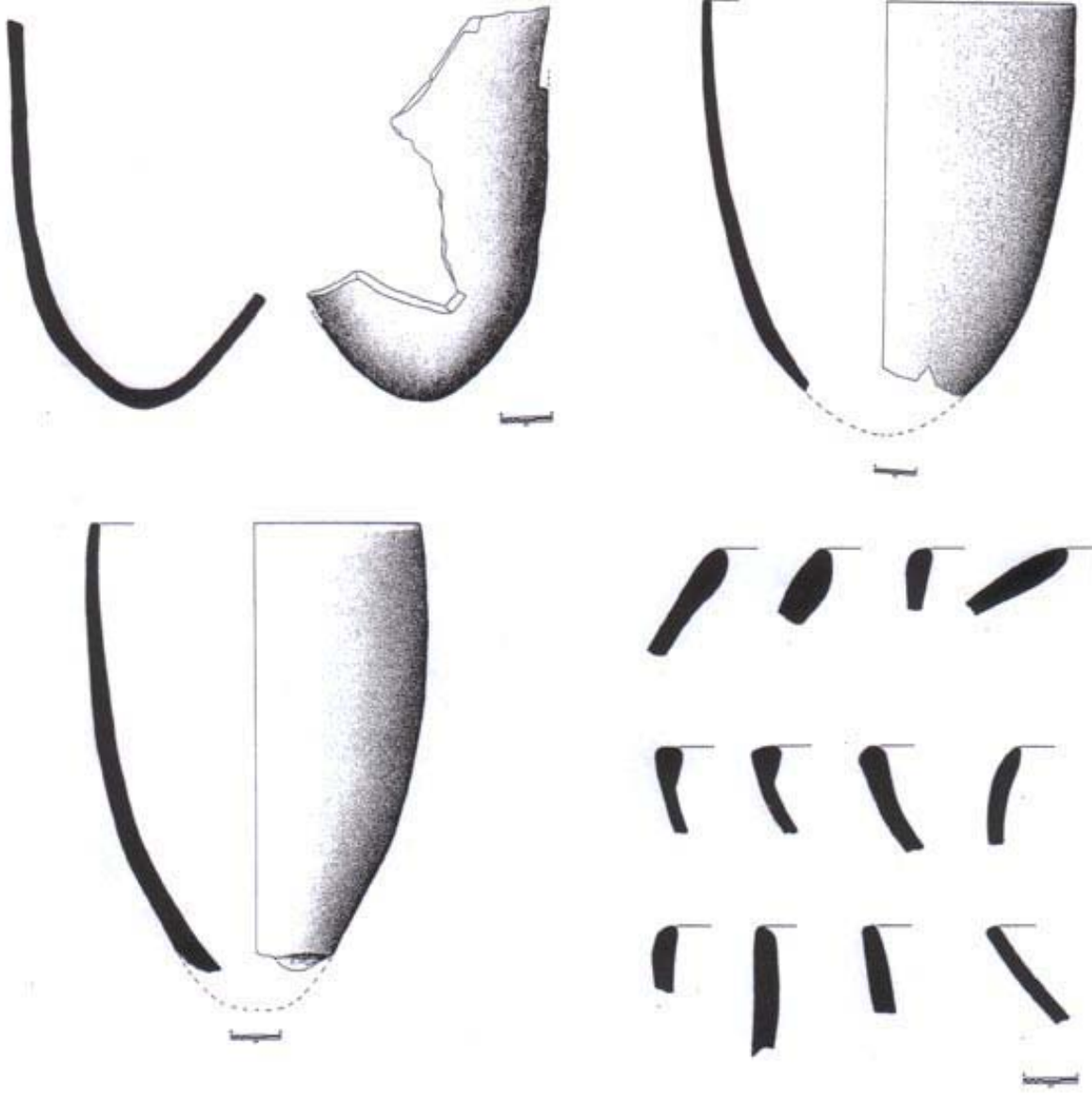


Figure 4a. Illustration of Manglera Group sherds.



Figure 4b. Illustration of Manglera Group sherds.

Brushed Group

This consists of globular-shaped tecomates with an application of white, gray, or orange paint that was brushed on the body of the vessel, with small areas of specular red paint ([Figure 5](#)). The exterior rim has a band of red paint and one groove around the vessel.

The neighboring region of Tecojate had a few examples of this group referred to as Mojarra type (Arroyo 1994). The only other region where similar examples have been recovered is Veracruz, where García Cook reports them at the lower basin of the Pánuco River (1998).

Red on Buff or Cream Group

This group consists of globular-shaped tecomates with cream slip and a band of specular red paint around the interior lip ([Figure 6](#)). In some cases there is a fine incised line around the exterior rim, limiting the extension of the red paint. The exterior surface is burnished.

This group is one of the earliest examples of tecomates with red paint. It was noted that these examples were placed in the lower levels in stratigraphic order and associated to dates as early as 1681-1502 B.C. (calibrated). As one looks at the remaining occupation and stratigraphy, one notes that there seems to be an evolution to the tecomates with a thicker red band around the rim as well as the inclusion of various grooves and incisions. No other place has shown examples of this group, although the white or cream surface color characterizes the Metalío Group from El Carmen, El Salvador (Arroyo 1995).

Orange Slip Group

Most examples correspond to tear and globular-shaped tecomates with orange slip on the exterior surface and a band of red paint around the rim ([Figure 7](#)). These examples present grooves or incisions around the exterior rim. There are a few bowls with exterior red lip and/or interior red slip. This is a group that shows up in Sipacate and Chiquihuitán. At Chiquihuitán, the examples might be a little later in time in contrast with those from Sipacate.

The major characteristics consisting of tear or globular-shaped tecomates with a band of red paint around the rim may be considered Michis in other parts of the coast (Clark and Cheetham 2002). However, there were clear stratigraphic and physical distinctions between this group and the Michis group that will be described below. The Orange Slip Group is an antecedent to the Michis group.




Figure 5. Brushed Group pottery examples.

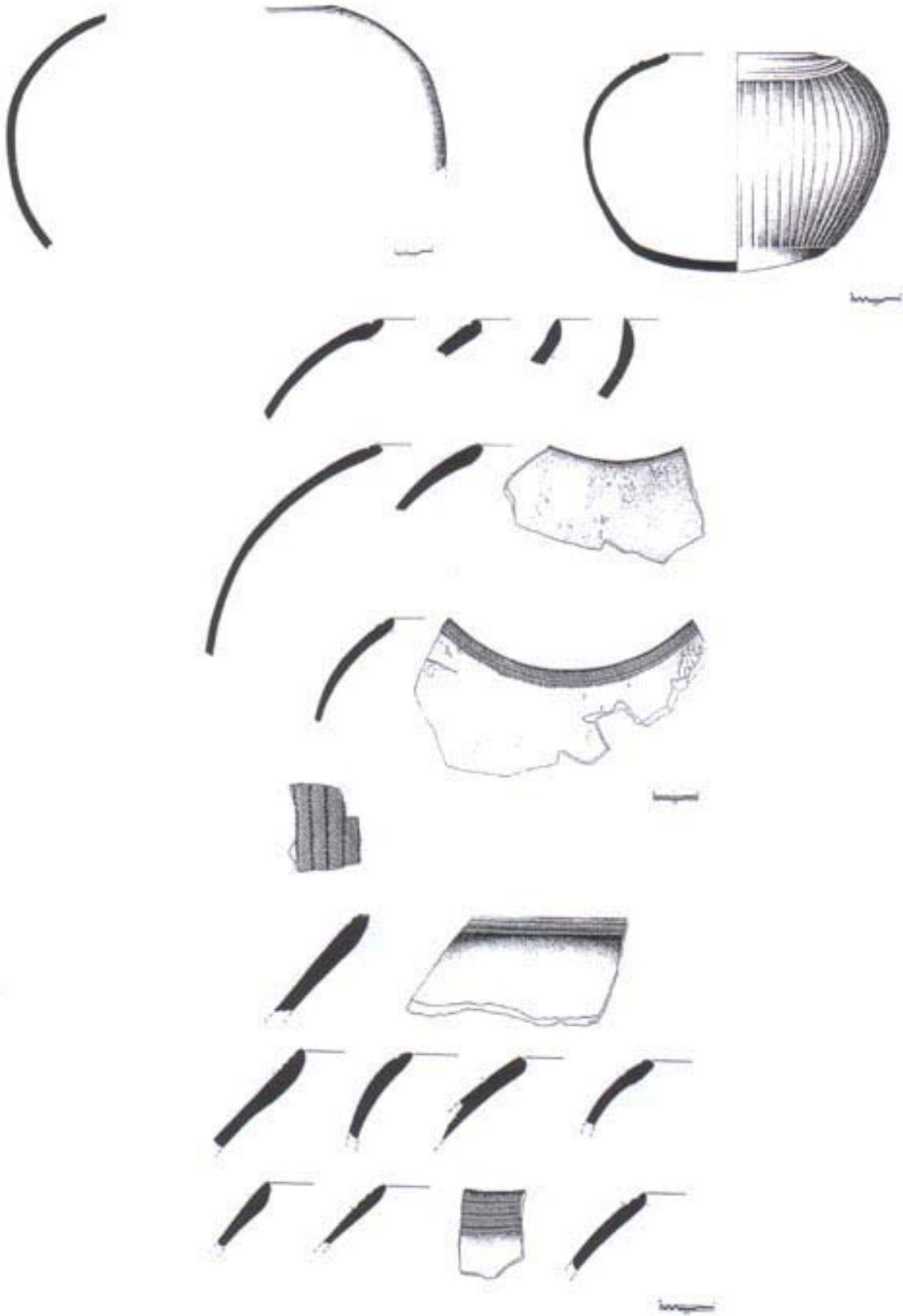


Figure 6. Red on Buff or Cream Ceramic Group illustrations.

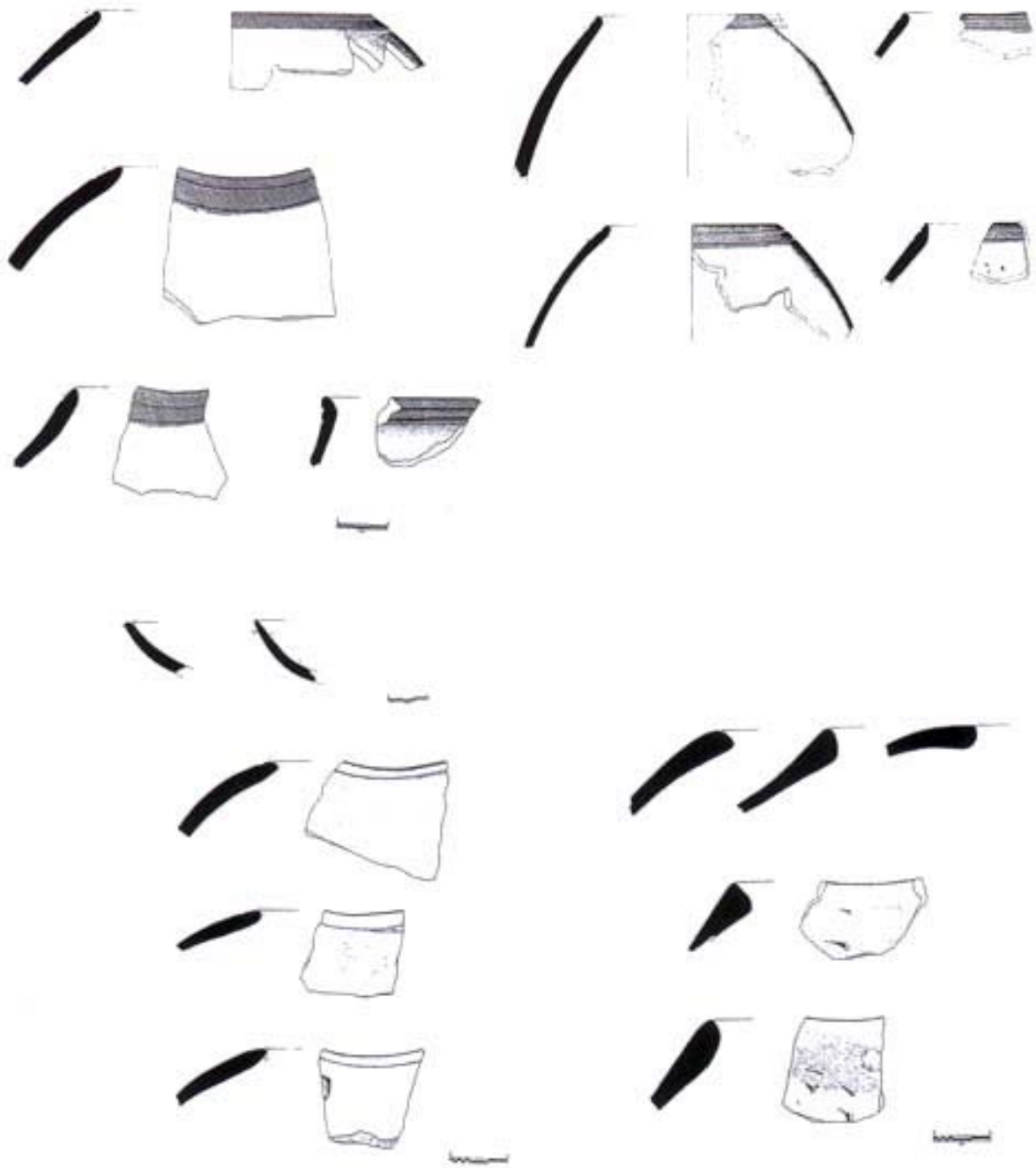


Figure 7. Orange Slip Group pottery.

Black Slip Group

This group is characterized by the presence of tear-shaped tecomates and bowls with brown-black slip and a band of specular red and grooves around the exterior rim. Bowls have everted walls and flat bases as well as hemispherical shapes ([Figure 8](#)). Similar examples have been reported at La Victoria as part of their Victoria Coarse Group. The neighboring region of Tecojate has similar examples in the Tecomichis Brown type (Arroyo 1994).

Red Slip Group

Only few examples form this group and they correspond to small tecomate fragments with red slipped surfaces and bowls with red slip in the interior of the vessel. Similar examples have been included in the Paso Red type in Mazatán, Chiapas, México ([Figure 9](#)) (Clark and Cheetham).

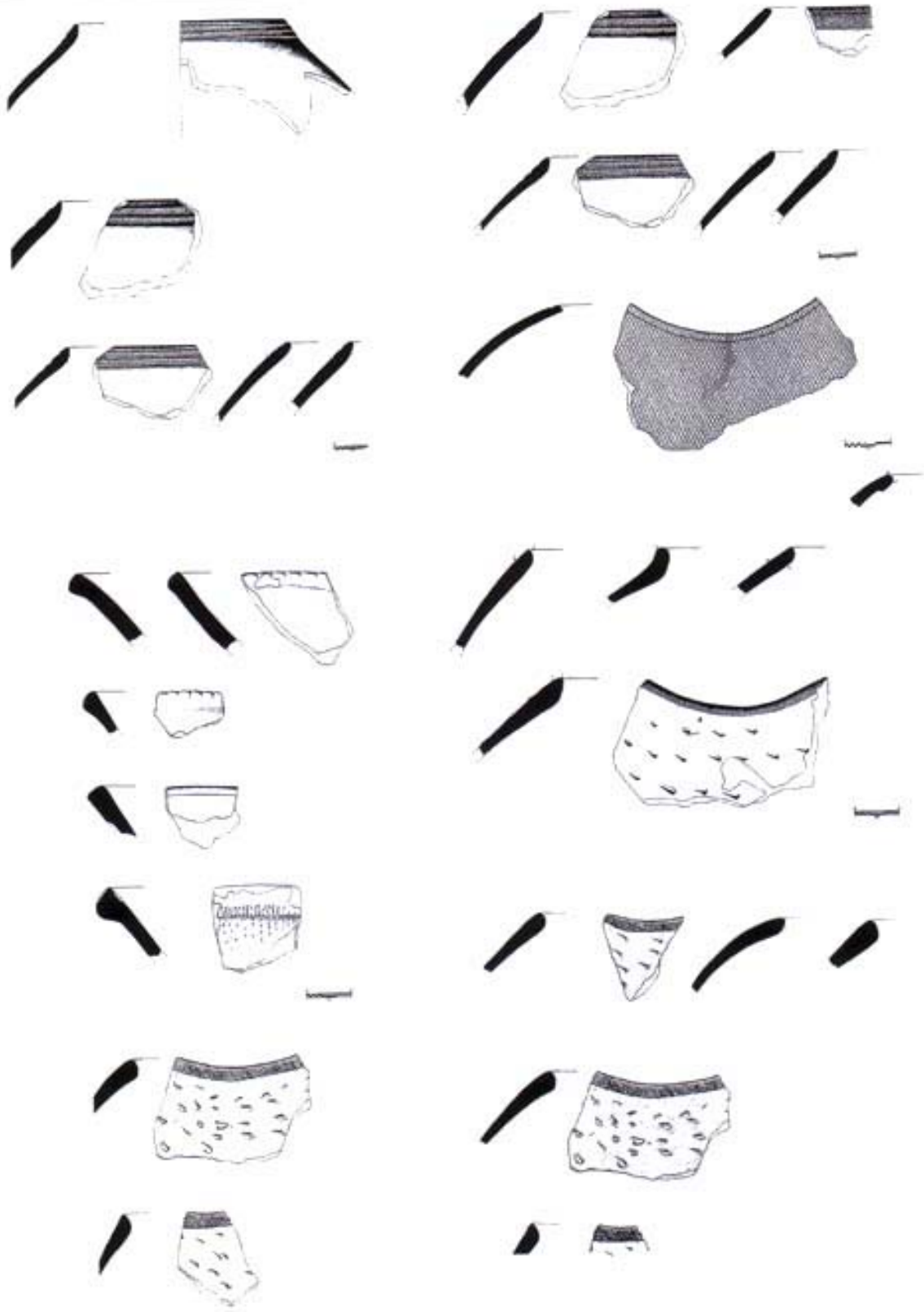


Figure 8. Black Slip Group pottery types.

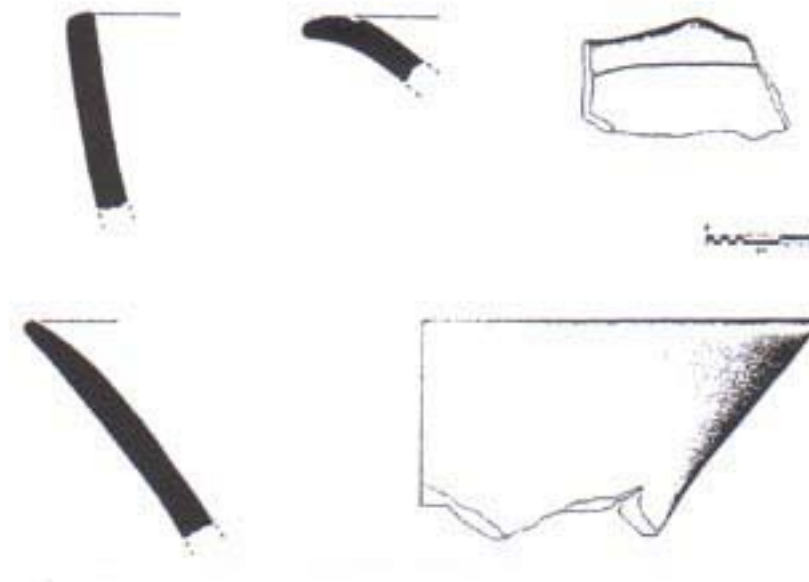


Figure 9. Red Slip Group pottery.

Unslipped Groups

Natural Group

This group consists of globular or tear-shaped tecomates with a band of red or orange paint around the rim. The red paint was applied to the naked surface which only treatment is the smoothing of it, showing the paste color ([Figure 10](#)). Some other examples do not have the band of red paint but include globular and tear-shaped tecomates as well as hemispherical and everted wall bowls.

Similar examples include the Tecomichis Group at Tecojate (Arroyo 1994), and Michis in Mazatán, Chiapas (Clark and Cheetham 2002), Michis Thin from El Mesak (Pye and Demarest 1990), and Victoria Coarse from La Victoria (Coe 1961).

Red on Orange Group

This group consists of globular or tear-shaped tecomates with a band of red paint around the rim. This band may have grooves or incised lines as well ([Figure 11](#)). The surface color is orange. There are also bowls with everted walls and flat base. None of the examples have slip, showing a smoothed surface with the paste color.

This group is similar to some of the Michis examples from Mazatán, La Victoria, and El Mesak.

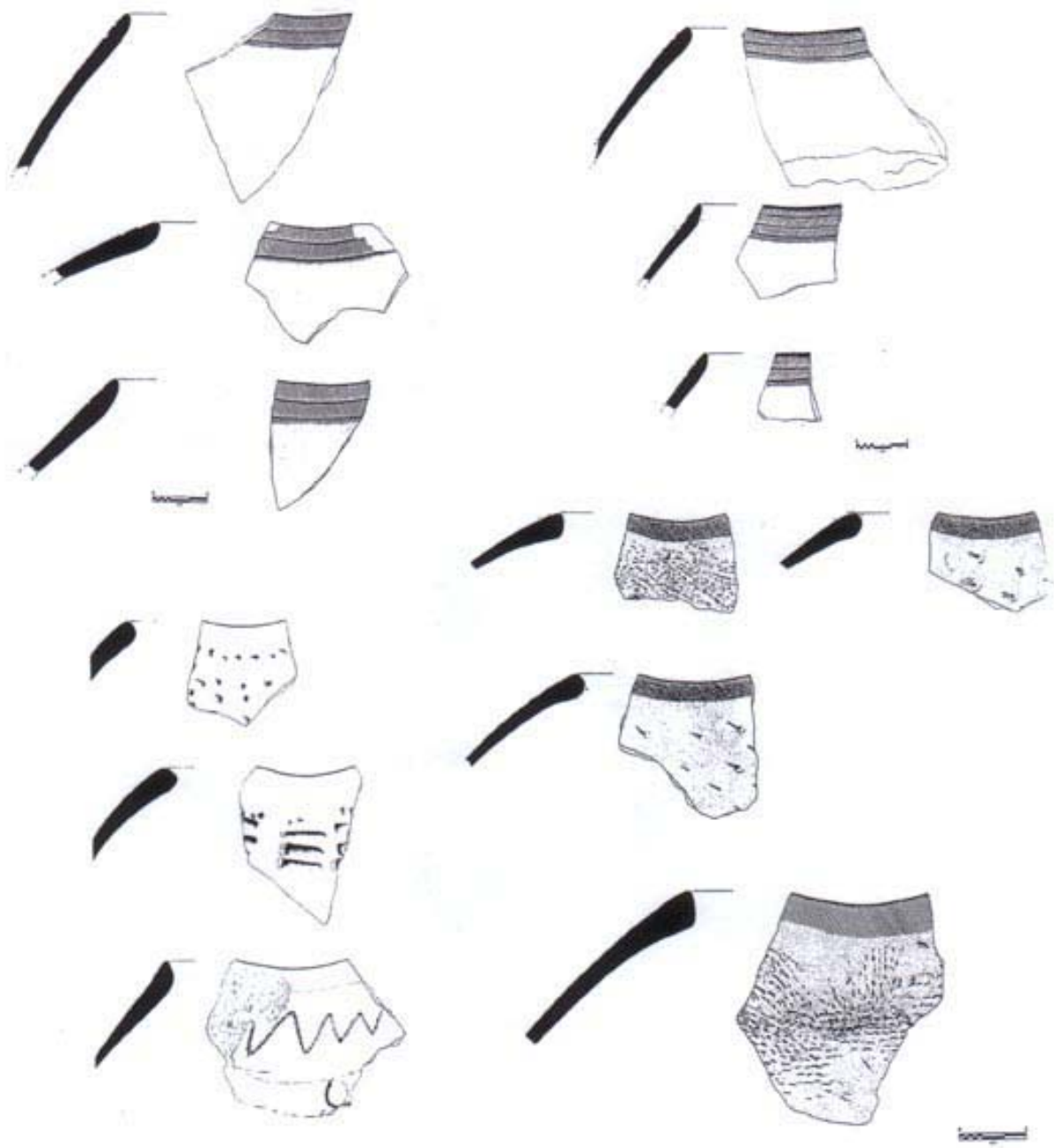


Figure 10. Unslipped, Natural Group pottery.

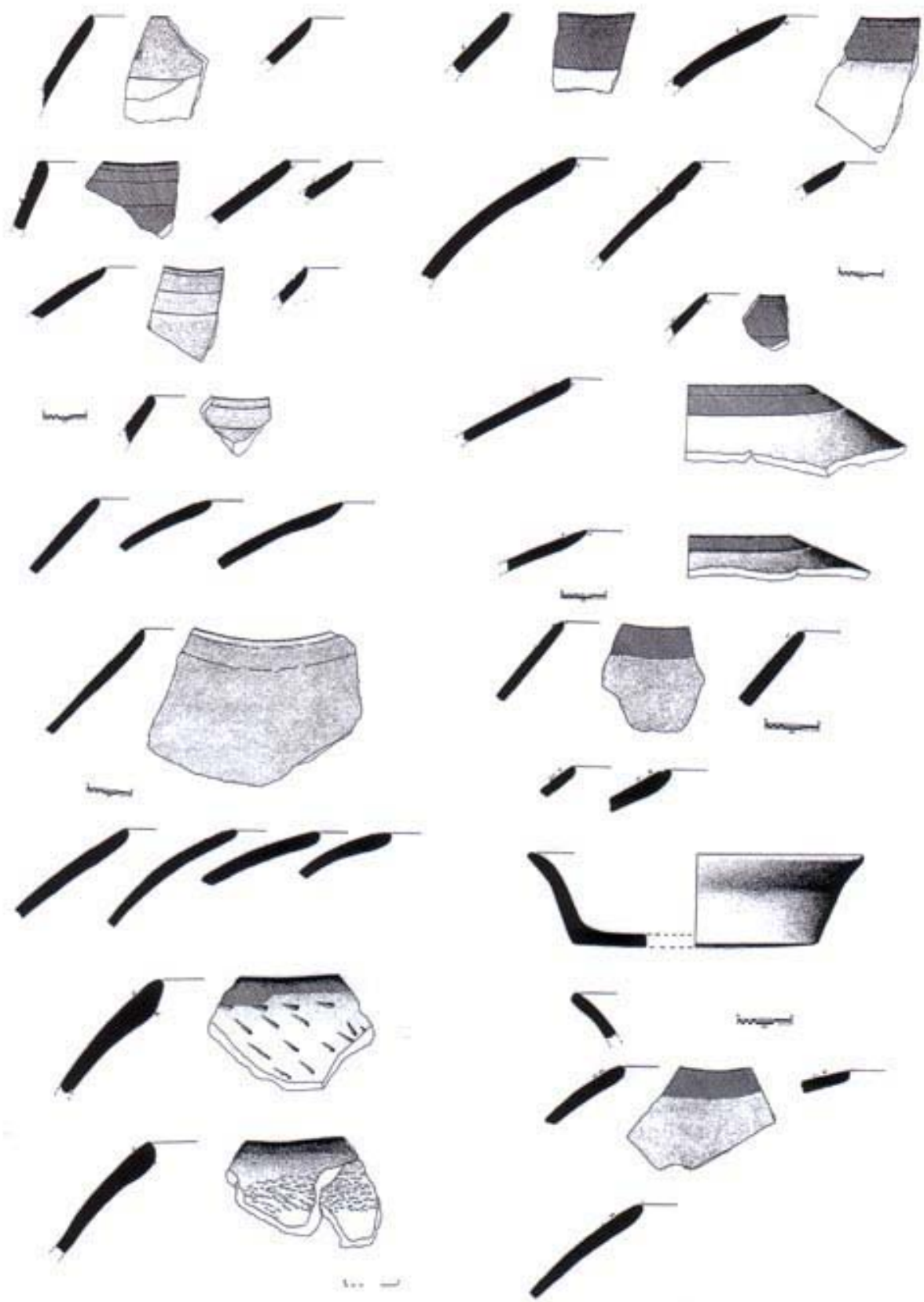


Figure 11. Red on Orange Unslipped Group.

Michis Group

Globular-shaped tecomates with a band of red or iridescent red paint around the rim, together with one to three incised lines on the exterior of the vessel. The red paint and the incised lines are always together, part of the vessel decoration ([Figure 12a](#)). There are various surface colors that range from orange to black. Some of the tecomates have large tripod bulbous supports that suggest they were placed on top of the fire ([Figure 12b](#)).

Some of this tecomates have plastic decoration including the Lagar ([Figure 13](#)) and Puyado ([Figure 14](#)) type, which show shell or other artifact impression and punched surfaces. They were identified at the neighboring region of Tecojate (Arroyo 1994) as well as the Mazatán region. In La Victoria (Coe 1961) these examples are referred as Ocós Buff. The Puyado type is known as Loga Gouged in Chiapas (Clark and Cheetham 2002).

This is a large group and many examples were recovered at sites on the lower coast of Suchitepéquez. The Sipacate sample does not show as large sample as that from other areas. No examples were identified for Chiquihuitán.

Stone Group

This group has a very hard surface and that is why it was given such name as well as for its distinct greenish-gray hard paste. It consists of globular tecomates with one or two incisions around the exterior rim. One case shows a groove on the body. No examples have been identified for comparison.




Figure 12a. Michis Group pottery types.




Figure 12b. Michis Tecomates supports.




Figure 13. Lagar type pottery, Michis Group.



Figure 14. Puyado type pottery, Michis Group.

Unslipped Black Group

Globular or tear-shaped tecomates with smoothed black surface. The color of the surface corresponds to the paste color, which might reflect the burning of the clay. Only

a few examples have punctuated decoration on the body and some show nail impressions on the surface. This is particularly characteristic of the Chiquihuitán examples.

Examples from Sipacate and Suchitepéquez have a band of red rim around the exterior of the vessel ([Figure 15](#)) and Chiquihuitán also has a type that shares this characteristic.

Revolorio Group

This group is characterized by thick and heavy tecomates with a band of brushed surface or thick punctuations with incisions ([Figure 16a](#) and [Figure 16b](#)). No paint has been noted for these examples and they are almost identical to others reported at Tecojate (Arroyo 1994). Because of the lack of Cuadros phase like material in the region, I have proposed that this group represents the local manifestation of Cuadros. In Tecojate, I referred to this group as belonging to the Tecojate phase, dating between 1100-800 B.C. The only examples studied in these samples were recovered at Sipacate and Tiquisate.

Because of the absence of Cuadros like pottery, and considering the heavy deposits identified at sites such as El Mesak, Salinas La Blanca, Aquiles Serdan, and Salinas Sinaloa, we have concluded that the concentration of people using that pottery is limited to the lower coast of Mazatán, Chiapas, San Marcos, Retalhuleu, and Suchitepéquez. Somewhere around the limits of the Madre Vieja river, Cuadros pottery is no longer found and shows up as Revolorio pottery. It is possible that the lower Tiquisate coast functioned as some kind of buffer or frontier between the regions to the west. Only further studies will contribute to solve this question.

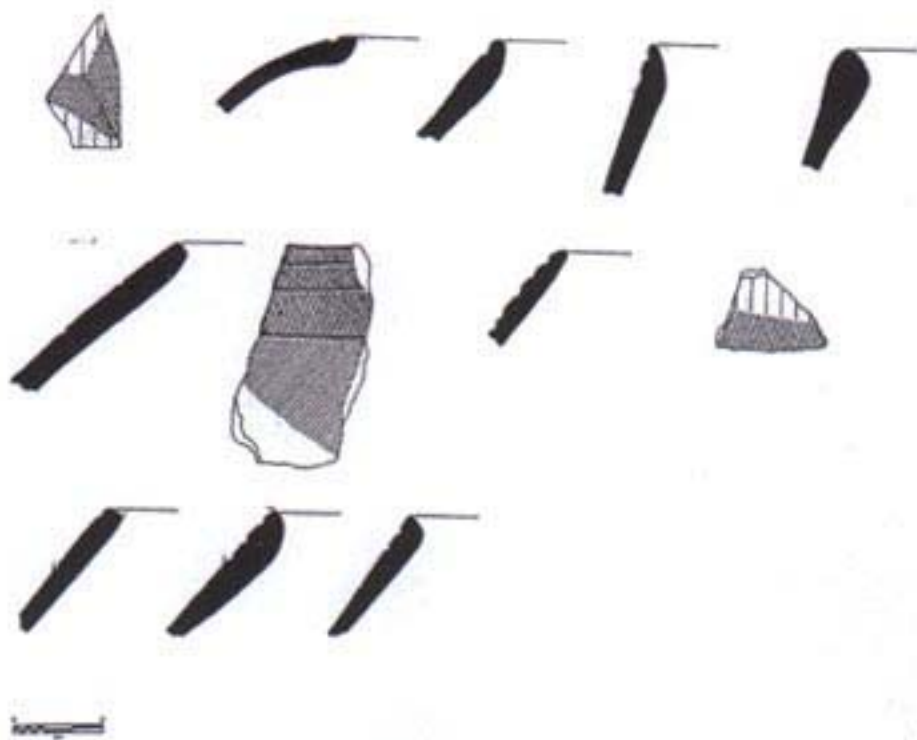


Figure 15. Unslipped Black Group pottery.




Figure 16a. Revolorio Group pottery.

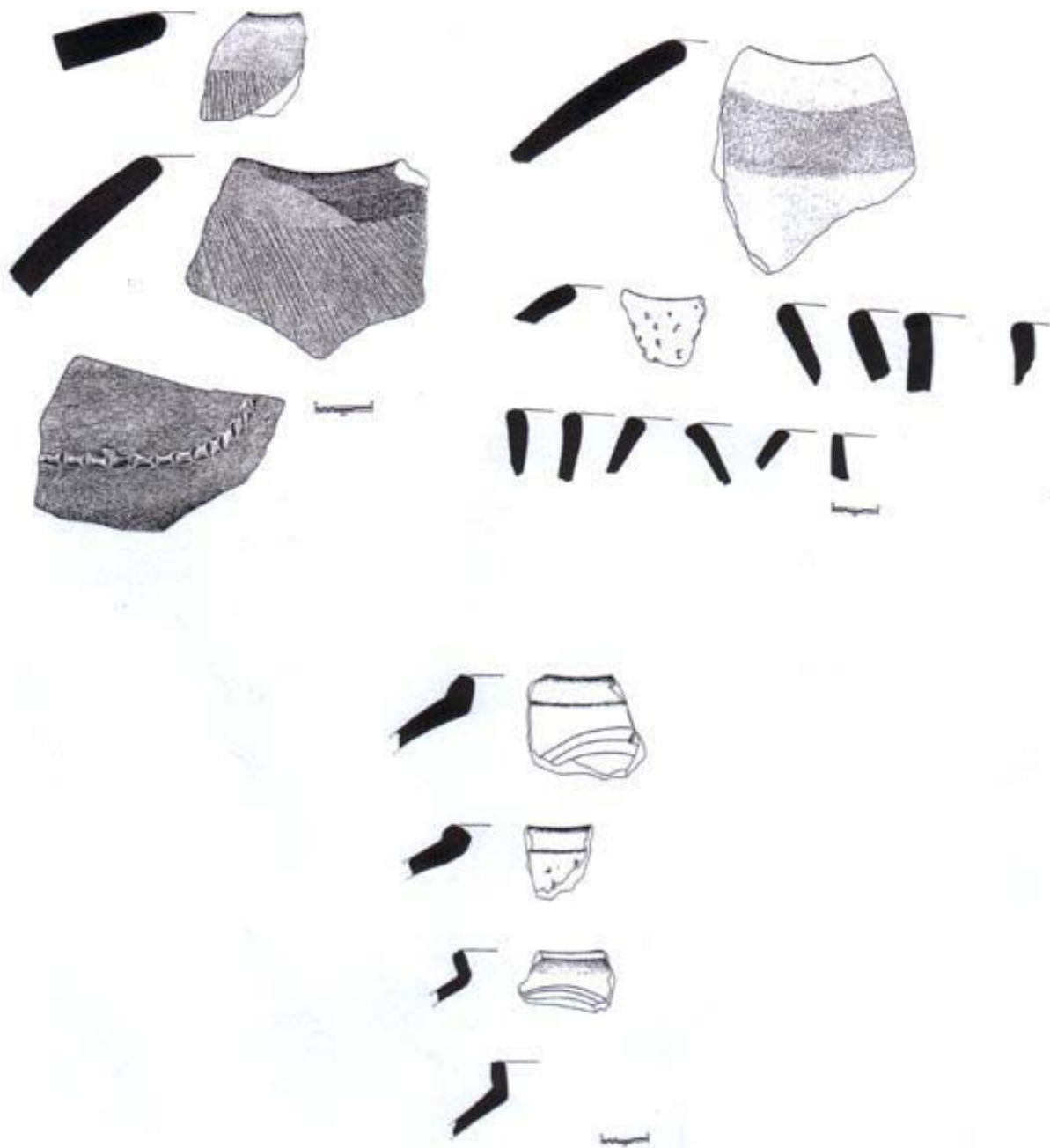


Figure 16b. Revolorio Group pottery.

Visiting the New World Archaeological Foundation Collections

In December of 2003, and after almost completing the coding of our Guatemalan collections, we (my two student assistants, Jenny Guerra and Karen Pereira) visited the Early Formative ceramic collections at the New World Archaeological Foundation

(NAAF) in San Cristóbal de las Casas, Chiapas, México. Permits to visit the collections were granted by Dr. John E. Clark, director of NAAF at the time.

I had done fieldwork in Chiapas in 1990 and laboratory analysis in 1994, so I was familiar with the pottery but needed to study it again. In addition, I wanted to include a small ceramic sample (one stratigraphic excavation) from Chiapas in our database for comparative analysis. We coded 786 sherds using the same coding system from our Guatemalan sample, so that the information could be comparable. All sherds came from the site of Aquiles Serdan. The information will be included in the final chapter of the pottery comparisons to be included in my Guatemalan Early Formative monograph.

Conclusions and Future Directions

The present study has been extremely important and the main original objectives were completed. A good understanding of the Early Formative pottery and the relationship between sites was obtained. The fact that Sipacate shows the first appearance of tecomates with a red painted interior lip, that later are found as tecomates with a red paint exterior band, offers the first place in southern Mesoamerica to study the development of the red rim tecomate sphere that has been identified as a major characteristic for sites included in the Greater Isthmian Tradition. More research needs to be done in the area to fully understand this development, but the present sample offers important information on that regard. This sample has also contributed to examine ceramic change through time. This is probably related to major subsistence changes that impacted the way people processed their food.

The enormous similarity seen in the sharing of many ceramic traits throughout the Pacific Coast during the Early Formative attests for the constant and enormous interaction that took place in the region. At the time, a semi-mobile population was constantly moving from one place to the other depending on the availability of resources. There were probably major regions that concentrated people: the western Pacific Coast with sites located in San Marcos, Retalhuleu, and Suchitepéquez; a buffer or boundary area in the Tiquisate region; the central coast in Escuintla including sites in Tecojate and Sipacate; and the eastern coast including Chiquihuitán.

The occupation at Chiquihuitán seems a little later from the other regions as well as the ceramic characteristics. Estrada Belli (1999) reports the earliest date to be 1255-1014 B.C., which will correspond to the final years of the Early Formative.

The origins of Early Formative ceramic production may have been a result of different reasons. While Clark and Blake (1994) suggested that the first pottery is a result of prestige seeking by aggrandizers, Clark (Clark and Gossen 1995) has also added that reinvention might have occurred indicating that ceramic technology was adopted by various groups in Mesoamerica at different times and for different reasons. This suggests that a model of stimulus diffusion is needed to account for the coeval development of stylistically distinct ceramic assemblages (op. cit. 217).

On the Pacific Coast of southern México and Guatemala we can claim a similar development. However, we need to study each assemblage within regions as they may present local differences due to local situations. More needs to be done on this subject but the samples studied in this project show that while there is unity, there are also specific local differences.

Another important objective of the project was also fulfilled. This relates to the training of students in ceramics analysis. A number of students were involved in the different stages of the project. However, two of them, Jenny Guerra and Karen Pereira worked permanently with the collections. This was their first experience handling ceramics collections and they learned the basics on type-variety classification methodology. At the same time, they were exposed to the collections at the New World Archaeological Foundation in Chiapas, México and had an opportunity to see many other samples from sites in the region.

As part of this project, I am currently working on a monograph on the Early Formative occupation of the Pacific Coast of Guatemala. A more comprehensive version of this report will be prepared to include in that work. A copy will be submitted to FAMSI.

Acknowledgments

This work was possible due to the kind collaboration of several colleagues. First, permission from the Instituto de Antropología e Historia was granted through their Departamento de Sitios y Monumentos Prehispánicos and Bertila Bailey's assistance.

The excavations in the Sipacate region were funded by the National Science Foundation grants SBR-9902787 and BCS-013743 awarded to Hector Neff, Deborah Pearsall, and Bárbara Arroyo. Hector Neff's constant and strong support has been very important to continue with the Early Formative research. Thanks also to FAMSI for their gracious support of this project.

Many colleagues and friends offered important insights into the pottery analysis and I would like to mention them in no particular order, Frederick Bove, Sonia Medrano, Juan Pedro Laporte, Marion Hatch, John Clark, David Cheetham, Robert Rosenswig, José Genovéz, Eugenia Robinson, Fred Valdes, Jenny Guerra, and Karen Pereira.

List of Figures

[Figure 1.](#) Map showing location of sites mentioned in text.

[Figure 2.](#) Illustration of grooved groups including orange, white, black, gray, and red types.

[Figure 3.](#) Illustration of Jocote group pottery types.

[Figure 4a](#). Illustration of Manglera Group sherds.

[Figure 4b](#). Illustration of Manglera Group sherds.

[Figure 5](#). Brushed Group pottery examples.

[Figure 6](#). Red on Buff or Cream Ceramic Group illustrations.

[Figure 7](#). Orange Slip Group pottery.

[Figure 8](#). Black Slip Group pottery types.

[Figure 9](#). Red Slip Group pottery.

[Figure 10](#). Unslipped, Natural Group pottery.

[Figure 11](#). Red on Orange Unslipped Group.

[Figure 12a](#). Michis Group pottery types.

[Figure 12b](#). Michis Tecomates supports.

[Figure 13](#). Lagar type pottery, Michis Group.

[Figure 14](#). Puyado type pottery, Michis Group.

[Figure 15](#). Unslipped Black Group pottery.

[Figure 16a](#). Revolorio Group pottery.

[Figure 16b](#). Revolorio Group pottery.

Sources Cited

Alberstadt, Leonard and M.E. Pye

1990 "Análisis Composicional." In *Informe Preliminar de los Resultados del Análisis de Laboratorio del Proyecto El Mesak*, ed. by M.E. Pye, pp. 22-25. Informe entregado al Instituto de Antropología e Historia de Guatemala.

Arroyo, Bárbara

1994 *The Early Formative in Southern Mesoamerica: An Explanation for the Origins of Sedentary Villages*. Ph.D. Dissertation. Vanderbilt University, Nashville, Tennessee.

Clark, John E. and M. Blake

1994 "The Power of Prestige: Competitive Generosity and the Emergence of Rank Societies in Lowland Mesoamerica." In *Factional Competition and Political Development in the New World*, ed. by E.M. Brumfiel and J.W. Fox, pp. 17-30. University Press, Cambridge.

Clark, John E. and G. Gossen

1995 "Reinventing Mesoamerica's First Pottery." In *The Emergence of Pottery*, ed. by W.K. Barnett and J.W. Hoopes, pp. 209-221.

Clark, John E. and D. Cheetham

2002 *Cerámica Formativo de Chiapas*. Manuscrito preparado para publicación.

Coe, Michael

1961 *La Victoria, an Early Site on the Pacific Coast of Guatemala*. Papers of the Peabody Museum of Archaeology and Ethnology, No. 53, Harvard University, Cambridge.

Coe, Michael and K.V. Flannery

1967 *Early Cultures and Human Ecology in South Coastal Guatemala*. Smithsonian Contributions to Anthropology, Vol. 3, Smithsonian Institution, Washington, D.C.

Estrada Belli, Francisco

1999 *The Archaeology of Complex Societies in Southeastern Pacific Coastal Guatemala: A Regional GIS Approach*, BAR International Series 820. Oxford.

García Cook, Angel

1998 "Las cerámicas más tempranas en México." In *Revista de Arqueología Americana*, No. 14, pp. 7-64. Instituto Panamericano de Geografía e Historia.

Pye, Mary E. and A.A. Demarest

1990 "Análisis Cerámico Preliminar." In *Informe Preliminar de los Resultados del Análisis de Laboratorio del Proyecto El Mesak*, ed. by M.E. Pye, pp. 6-21. Informe entregado al Instituto de Antropología e Historia de Guatemala.

Appendix 1. List of Photos

Roll Number	Photo Number		Type
	Color	B/W	
1, 1	2	1	Engobe Negro Sipa
	4	2 , 3	Rojo sobre crema Sipa (labio interior)
	3	4	Bicromo Sipa
	1	5	Rojo sobre crema Sipa
	5	6	Rojo sobre crema Sipa (platos)
	6	7	Naranja sobre natural Sipa
	7	8	Rojo sobre negro Sipa
	8	9	Rojo sobre negro Sipa (labio interior)
	9	10	Engobe Naranja Sipa
	10	11	Rojo sobre naranja Sipa (labio interior)
	11	12	Rojo sobre naranja Sipa
	12	13	Rojo sobre naranja Sesecapa
	13	14	Engobe naranja Sipa (labio interior)
	14	15	Rojo sobre naranja Suchi
	15	16	Rojo sobre naranja Suchi (platos)
	16	17	Engobe naranja Chiqui
	17	18	Rojo sobre negro suchi
	18	19	Engobe negro Suchi (platos)
	19	20	Engobe negro Chiqui
	20	21	Rojo sobre negro Chiqui
	21	22	Negro Chiqui
2, 1	1	23	Naranja Chiqui
	2	24	Rojo sobre naranja Chiqui
	3	25	Natural Chiqui
	4	26	Rojo sobre crema Chiqui
	5	27	Rojo sobre crema brochado Sipa
	6	28	Rojo sobre naranja brochado Sipa
	7	29	Gris brochado Sipa

	8	30	Engobe naranja acanalado
	9	31	Engobe rojo acanalado
	10	32	Engoboe rojo platos
	11	33	Engobe negro acanalado
	12	34	Engobe crema acanalado
	13	35	Miscelàneos
	14	36, 37	Lagar paxte
	15	38	Lagar concha
2, 2	16	1	Lagar pita
	17	2	Lagar pita especial
	18	3	Puyado
	19	4	Manaco
	20	5	Michis naranja
	21	6	Michis negro
	22	7	Murcièlago
	23	8	Piedra
	24	9	Costeño
	25	10	Revolorio (tiesto grande)
3, 2	2	11	Revolorio
	1	12	Revolorio con otra aplicaciòn
	3	13	Revolorio cepillado
	4	14	Manglera (base)
	5	15	Manglera Suchi
	6	16	Manglera Sipa
	7	17	Bases
	8	18	Agarradores
	9	19	Soportes Sipa
	10	20	Soportes michis
	11	21	Matasano negro
	12	22	Pacaya
	13, 14	23	Chuirrin

15	24	Navarajo
16	25	Figurilla 410202-6-2
17	26	Figurilla 410202-5-3
1	27	Figurilla 410202-5-3 (2)
2	28	Figurilla 410202-7-2
3	29	Figurilla 410202-6-2
4, 5	30, 31	Figurilla 410202-5-3
6	32	Figurilla 410202-7-2
7, 8	33, 34	Tecomate con engobe crema entero
9, 10, 11	35, 36, 37	Tecomate rojo sobre ante Sipa entero
12		Bicromo Sipa
13		Engobe Negro Sipa
14		Cuerpos acanalados con engobe
15		Brochados
16		Lagar
17		Michis
18		Michis con soportes
19		Rojo sobre naranja Chiqui
20		Engobe naranja Sipa





































