

The Maya Months

Coloring Book



The Moon Goddess and Her Rabbit

The Maya Months

***The Glyphs with their names in Yucatec and in
Ancient Mayan***

Coloring Book

by Mark Pitts

The Aid and Education Project, Inc.

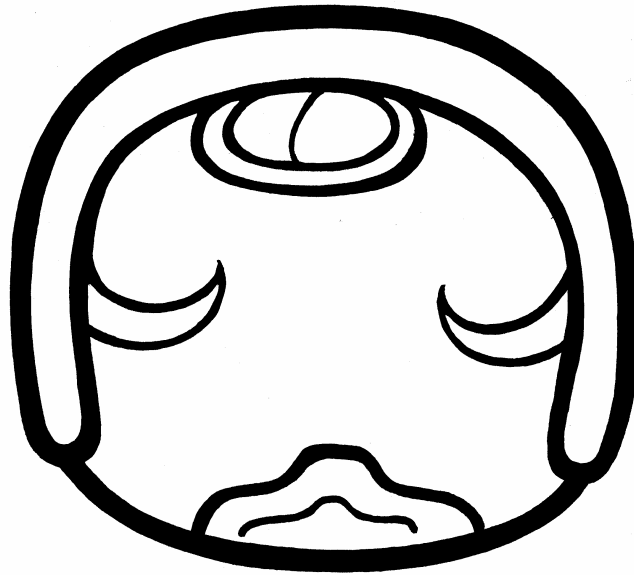
" El Proyecto de Ayuda y Educación "



Cover design alter Linda Schels

The Maya Months


Names and Glyphs




Foad-Squana

Two glyphs that indicate a period of one Maya month of 20 days


The glyphs for the Maya Months with their modern names and Ancient Maya names in parentheses.




1. Pop (K'an Jalab)




2. Wo (Ik'at)



3. Sip (Chak'at)




4. Sotz' (Sutz')



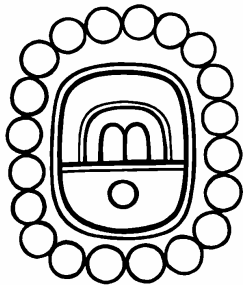
5. Sek (Kasew)



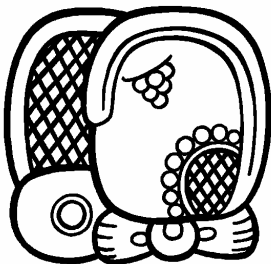
6. Xul (Chikin)




7. Yaxk'in (Yax K'in)




8. Mol (Mol)




9. Ch'en (Ik' Sijom)




10. Yax (Yax Sijom)




11. Sak (Sak Sijom)



12. Keh (Chak Sijom)




13. Mak (Mak)




14. K'ank'in (Uniw)



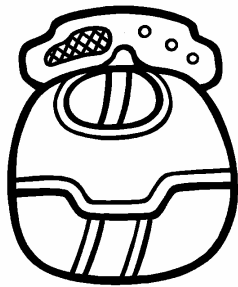
15. Muwan (Muwan)




16. Pax (Paxil)




17. K'ayab (K'anasiy)



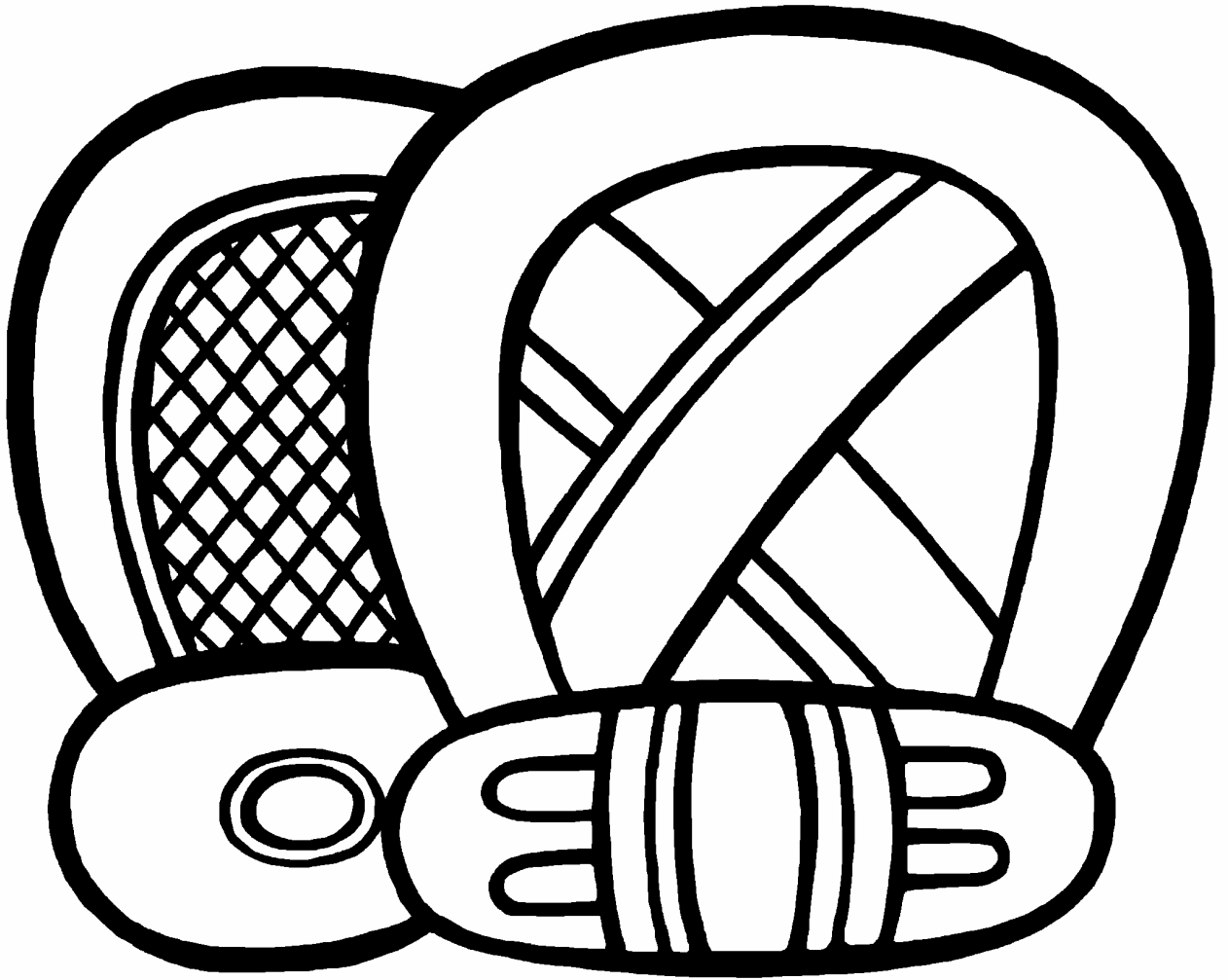
18. Kumk'u (Hul OI)




Wayeb (Uway Hab)




1. Pop (K'an Jalab)




2. Wo (Ik'at)




3. Sip (Chak'at)




4. Sotz' (Sutz')



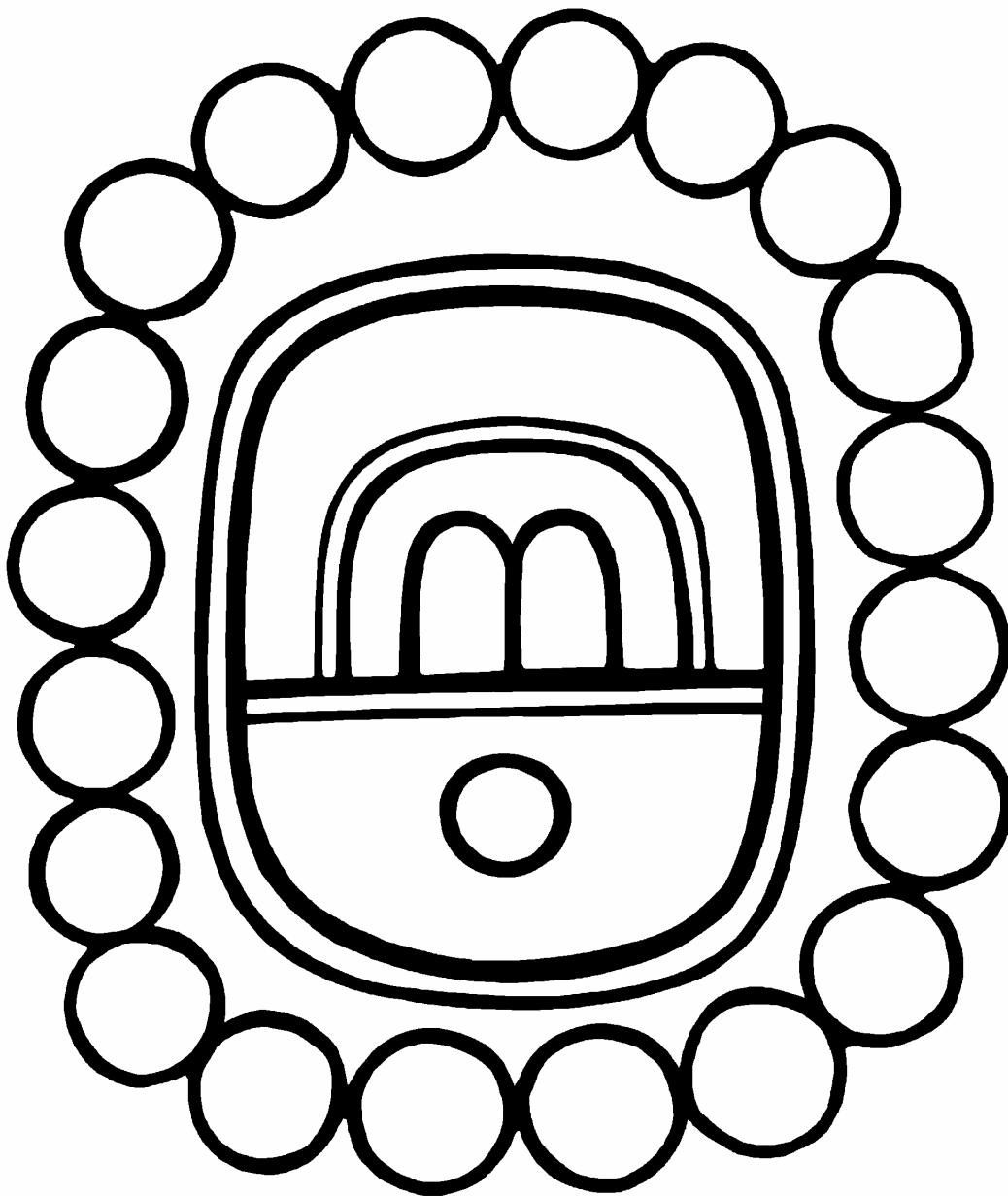
5. Sek (Kasew)



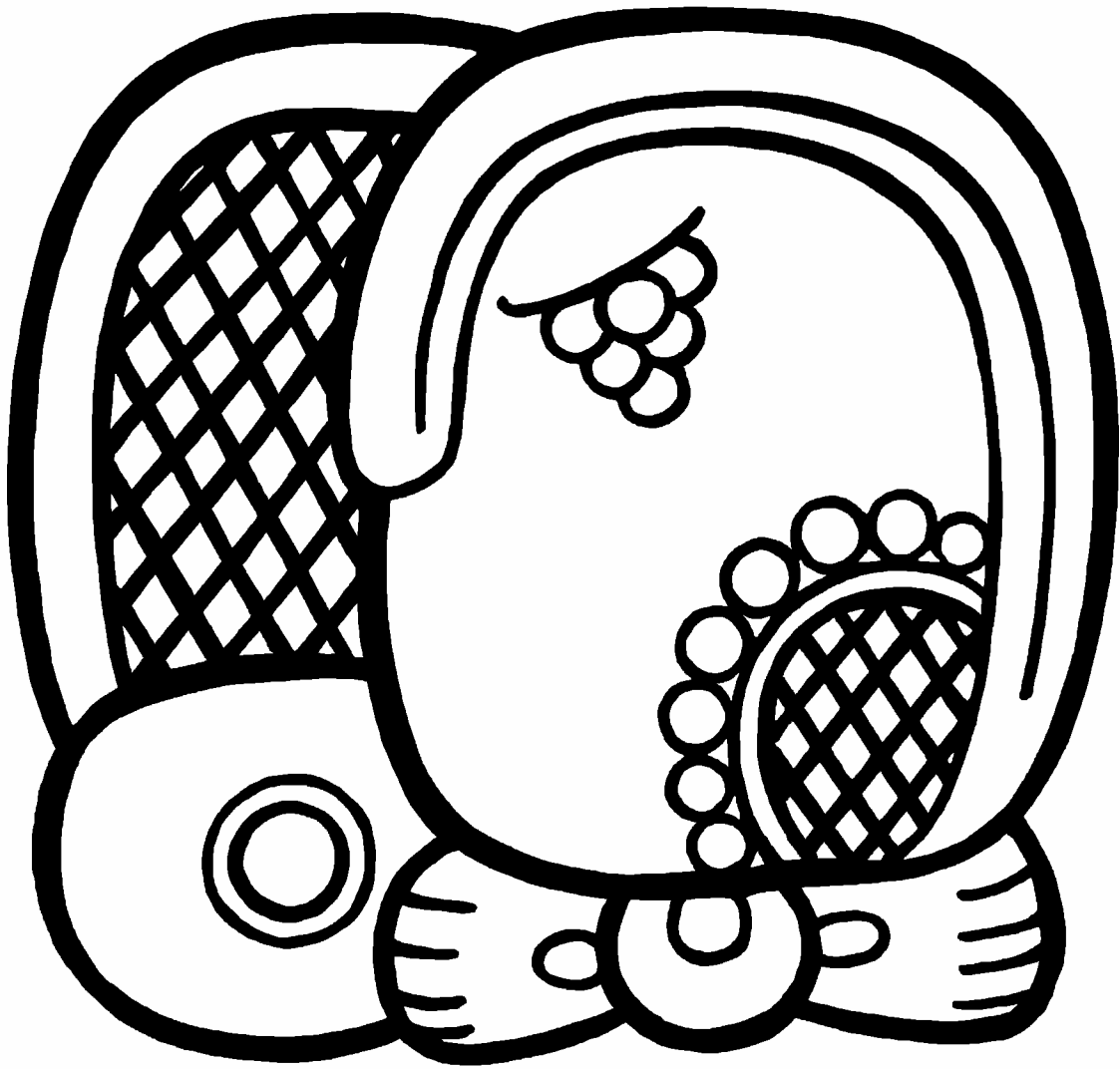
6. Xul (Chikin)




7. Yaxk'in (Yax K'in)




8. Mol (Mol)




9. Ch'en (Ik' Sijom)




10. Yax (Yax Sijom)




11. Sak (Sak Sijom)



12. Keh (Chak Sijom)




13. Mak (Mak)




14. K'ank'in (Uniw)




15. Muwan (Muwan)




16. Pax (Paxil)



17. K'ayab (K'anasiy)



18. Kumk'u (Hul Ol)








Wayeb (Uway Hab)




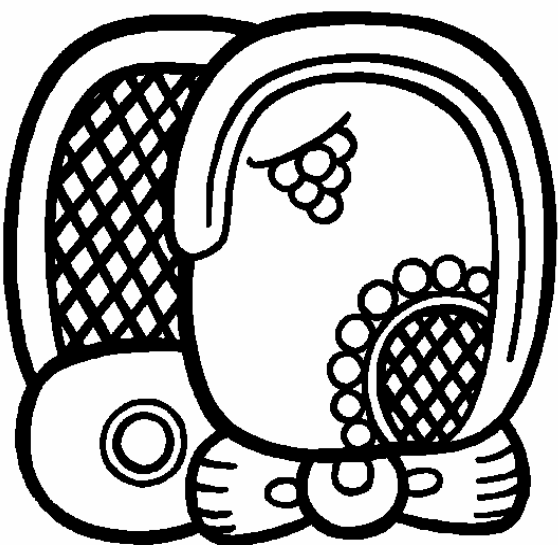
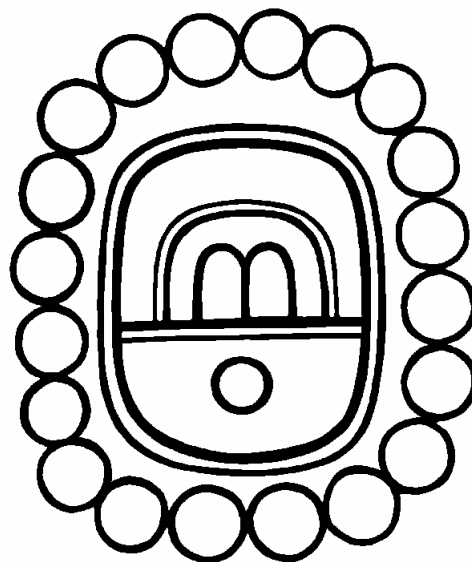

Flash Cards






Instructions:


Print on thick paper (110 lb. “card stock” is best)

1. Print the following six pages of glyphs.
2. Then, print the six pages of names, on the backs of the same sheets.
3. Cut on the lines on the side with the glyphs.









Pop

Wo

Sip

Sotz'

Sek

Xul

Yaxk'in

Mol

Ch'en

Yax

Sak

Keh

Mak

K'ank'in

Muwan

Pax

K'ayab

Kumk'u

Wayeb	
-------	--