

Los Meses Mayas

Libro para colorear



La diosa de la luna y su conejo

Los meses mayas

***Los glifos con sus nombres en yucateca y en
mayan antigua***

Libro para colorear

por Mark Pitts

" El Proyecto de Ayuda y Educación "

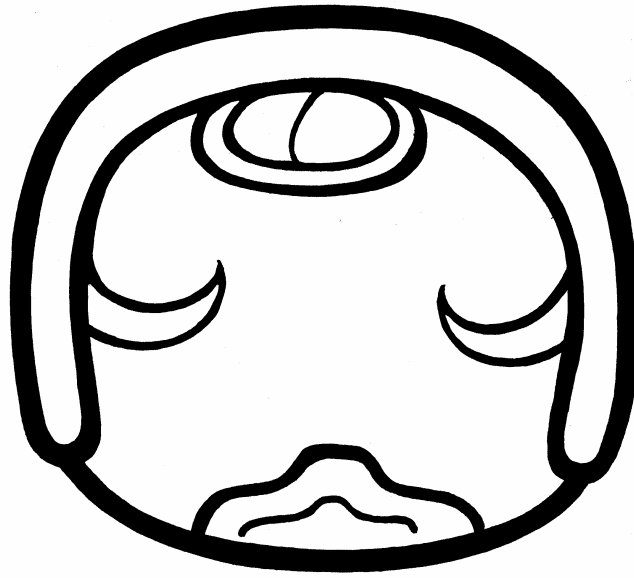
The Aid and Education Project, Inc.



Diseño de portado después de Linda Schele

Los meses mayas


Nombres y glifos




Sguana rana

Dos glifos que quiere decir un período de un mes maya de 20 días


Los glifos de los meses mayas antiguos con sus nombres modernos y sus nombres mayas antiguos en paréntesis




1. Pop (K'an Jalab)




2. Wo (Ik'at)



3. Sip (Chak'at)




4. Sotz' (Sutz')



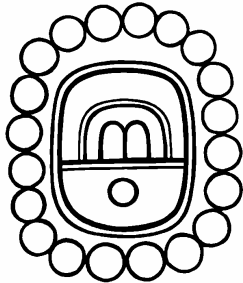
5. Sek (Kasew)



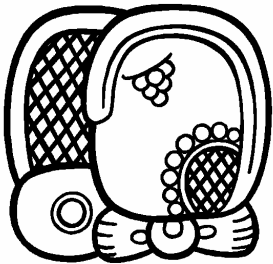
6. Xul (Chikin)



7. Yaxk'in (Yax K'in)




8. Mol (Mol)




9. Ch'en (Ik' Sijom)



10. Yax (Yax Sijom)



11. Sak (Sak Sijom)



12. Keh (Chak Sijom)




13. Mak (Mak)




14. K'ank'in (Uniw)



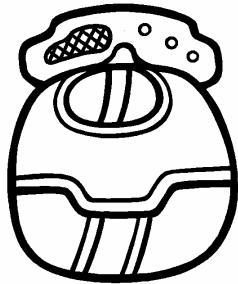
15. Muwan (Muwan)




16. Pax (Paxil)




17. K'ayab (K'anasiy)



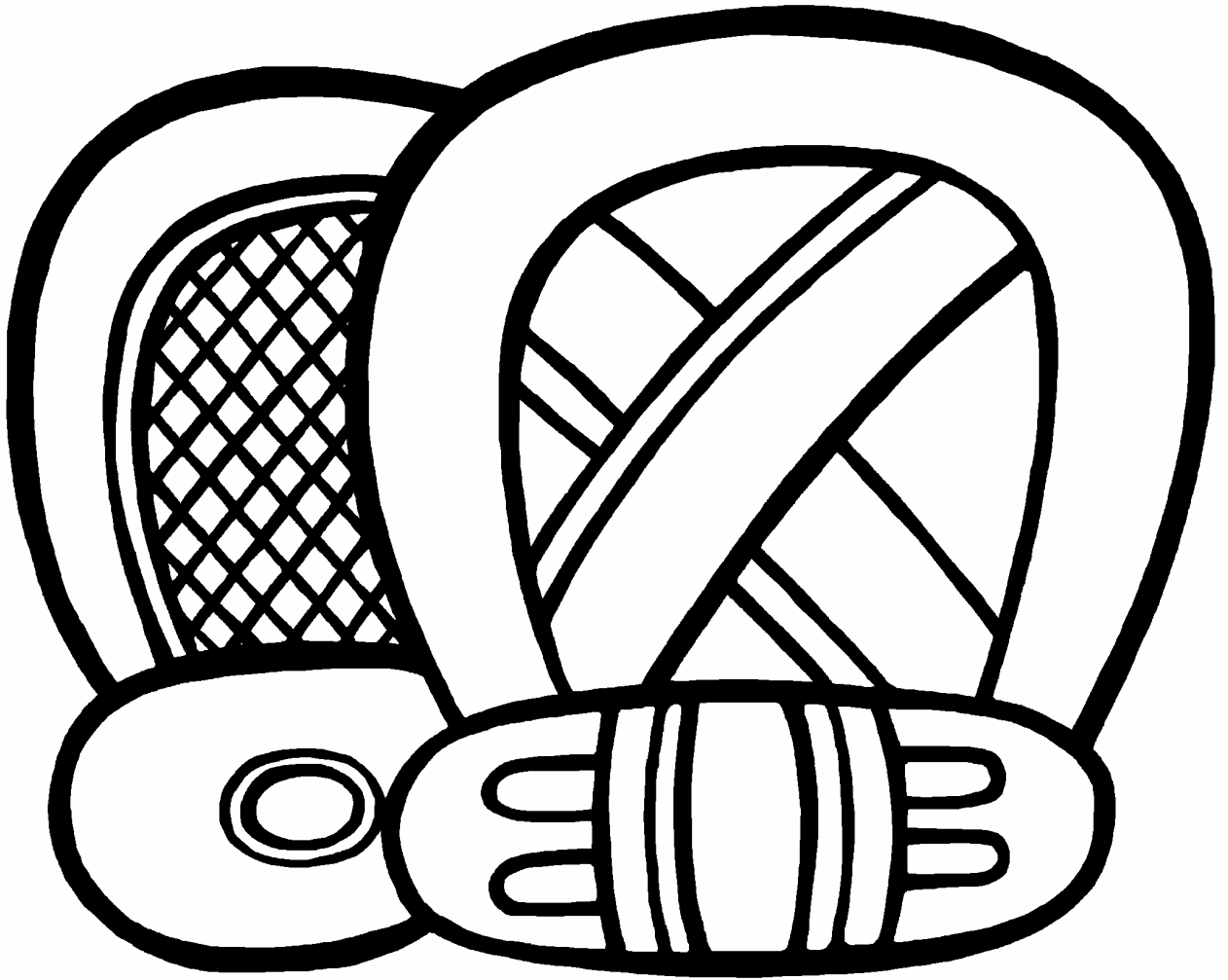
18. Kumk'u (Hul Ol)




Wayeb (Uway Hab)




1. Pop (K'an Jalab)




2. Wo (Ik'at)




3. Sip (Chak'at)




4. Sotz' (Sutz')



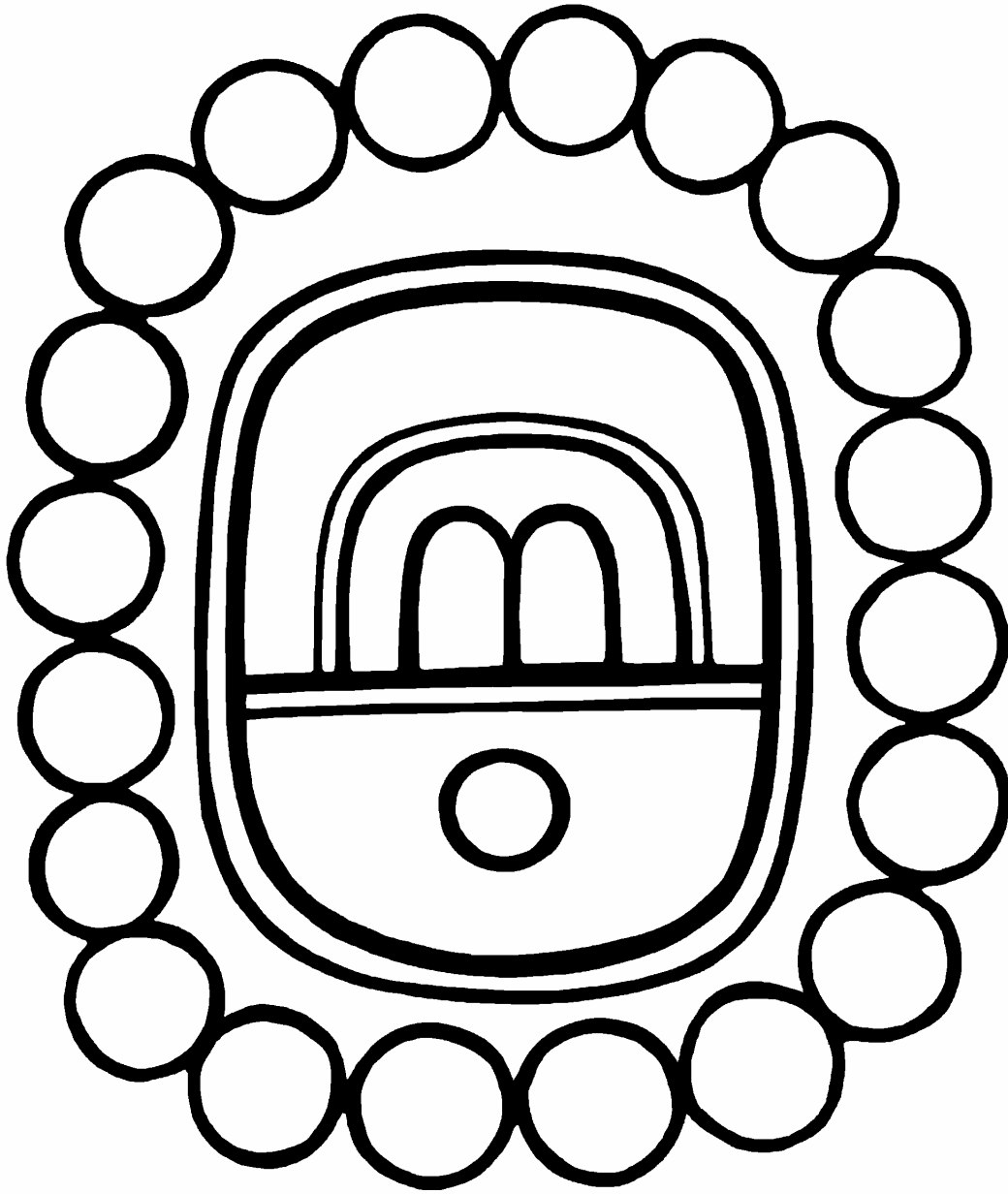
5. Sek (Kasew)



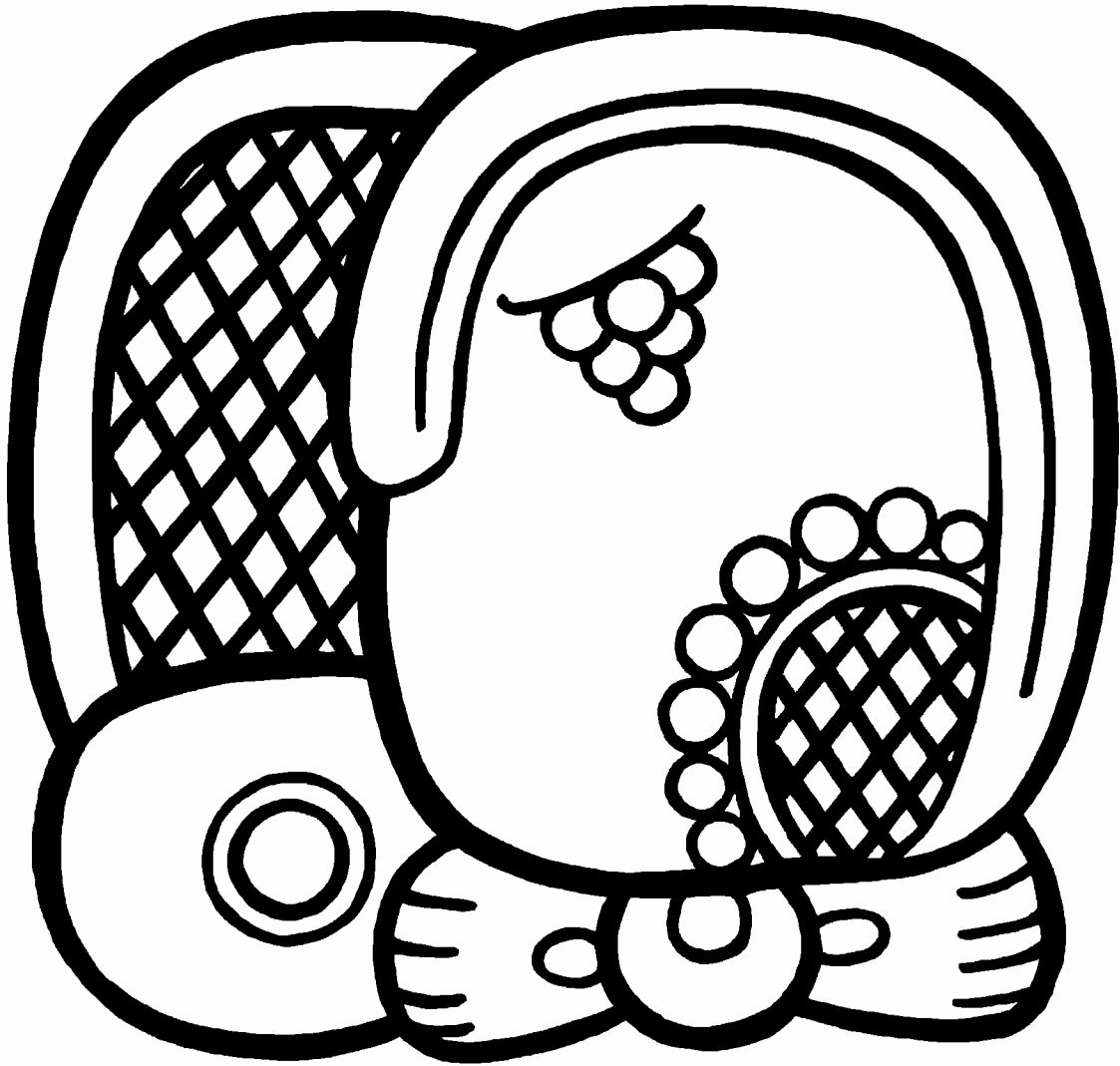
6. Xul (Chikin)



7. Yaxk'in (Yax K'in)




8. Mol (Mol)




9. Ch'en (Ik' Sijom)




10. Yax (Yax Sijom)




11. Sak (Sak Sijom)



12. Keh (Chak Sijom)




13. Mak (Mak)




14. K'ank'in (Uniw)




15. Muwan (Muwan)




16. Pax (Paxil)



17. K'ayab (K'anasiy)



18. Kumk'u (Hul Ol)








Wayeb (Uway Hab)




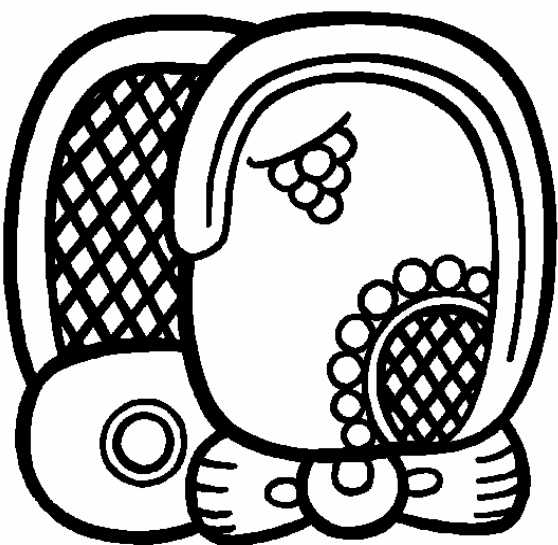


Cartas Fáciles

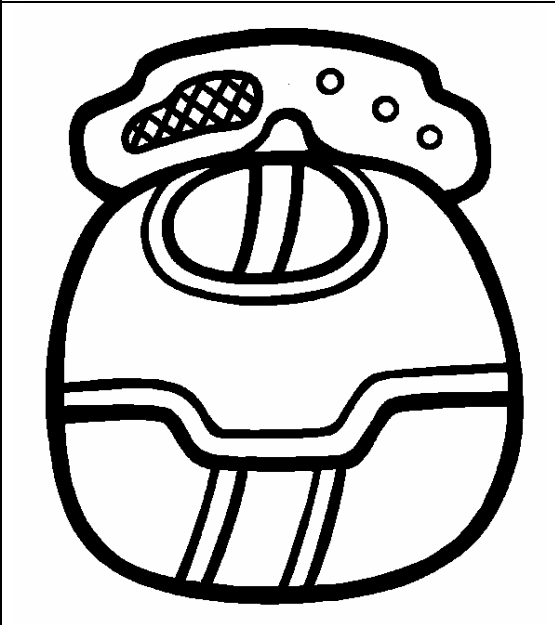



Instrucciones Para Hacer:


Imprima sobre papel grueso (Material Grueso de Tarjeta de 110 lb. 200g/m² es lo mejor).

1. Imprima las seis siguientes páginas de glifos.
2. Entonces, imprima las seis páginas de nombres, sobre los dorsos de las mismas hojas.
3. Corte según las líneas en el lado con los glifos.









Pop

Wo

Sip

Sotz'

Sek

Xul

Yaxk'in

Mol

Ch'en

Yax

Sak

Keh

Mak

K'ank'in

Muwan

Pax

K'ayab

Kumk'u

Wayeb	
-------	--